








BRAND _____
MODEL _____
YEAR _____
TYPE _____








INTERIOR

ENGINE & TRANSMISSION

-  Engine _____
-  Horse Power (hp/rpm) _____
-  Engine Torque (kgm/rpm) _____
-  Drive System _____
-  Transmission _____
-  Fuel Type _____
-  Fuel Tank Capacity _____

DETAILS

-  Dimensions (mm) _____
-  Wheel Base (mm) _____
-  Doors _____
-  Series _____
-  Tires _____

EXTERIOR

AUDIO & VISUAL

SAFETY & COMFORT

ADDITIONAL FEATURES